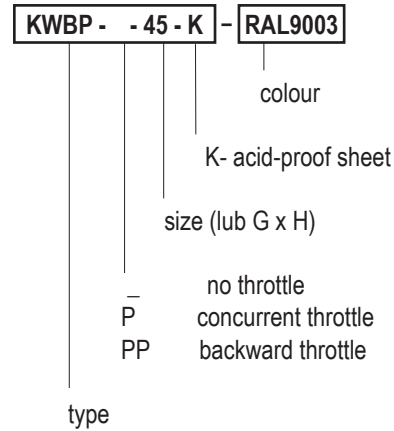




## ORDER REFERENCE



## DESCRIPTION

KWBP are air grates designed to exhaust air. External panel is made of perforated sheet.

KWBP are air grates additionally equipped with control throttle. Adjustable angle of the throttle allows for adjusting airflow capacity.

## FEATURES

- made of aluminium and available in standard RAL 9003 colour
- external panel made of perforated sheet
- KWBP-P and KWBP-PP equipped with control throttle that allows for adjusting airflow capacity.
- perforation of the sheet can be adjusted
- made in 63 standard sizes
- upon customer's request, gates can be made in any size and colour from RAL palette
- given sizes are sizes of installation holes
- springs can be used instead of fitting holes
- the possibility of another perforation
- the ability to manufacture acid-proof sheet

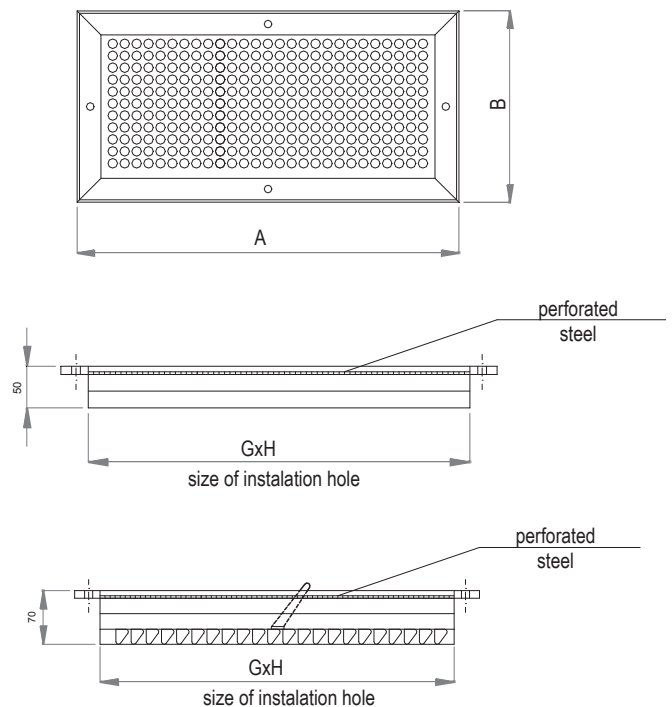
## INSTALLATION

Air grates KP can be mounted in the wall or ceiling, at the end of rectangular ventilation duct.

Prepare an installation hole of a size G x H for the chosen air gate, put in the ventilation duct finished with metal cut out. Slide the air grate into the installation hole and fix it to the wall/ceiling using appropriate screws. Remember to seal joints between the air grate and the duct.

## FEATURES

The figures show airflow capacity V (m<sup>3</sup>/h), pressure loss p (Pa), and volume level [db(A)].



# 1.5 KWBP

## air grates with perforated sheet

1

### STANDARD SIZES

	1	2	3	4	5	6	7	8	9	10	11	12	13	14	15	16	17	18
A [mm]	150	175	200	250	300	350	450	550	650	150	175	200	250	300	350	450	550	650
B [mm]	150									175								
G [mm]	100	125	150	200	250	300	400	500	600	100	125	150	200	250	300	400	500	600
H [mm]	100									125								
n	2						4			2						4		

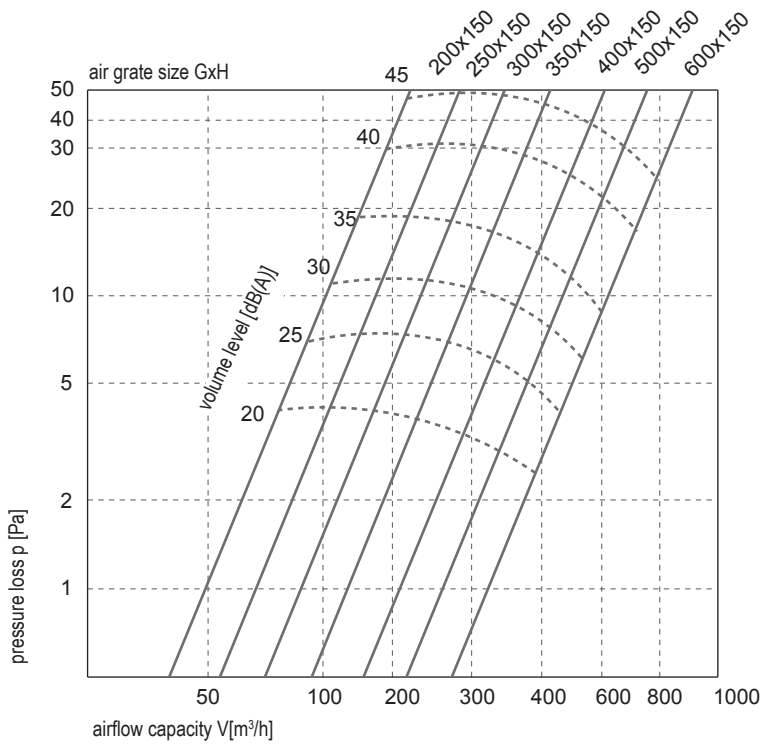
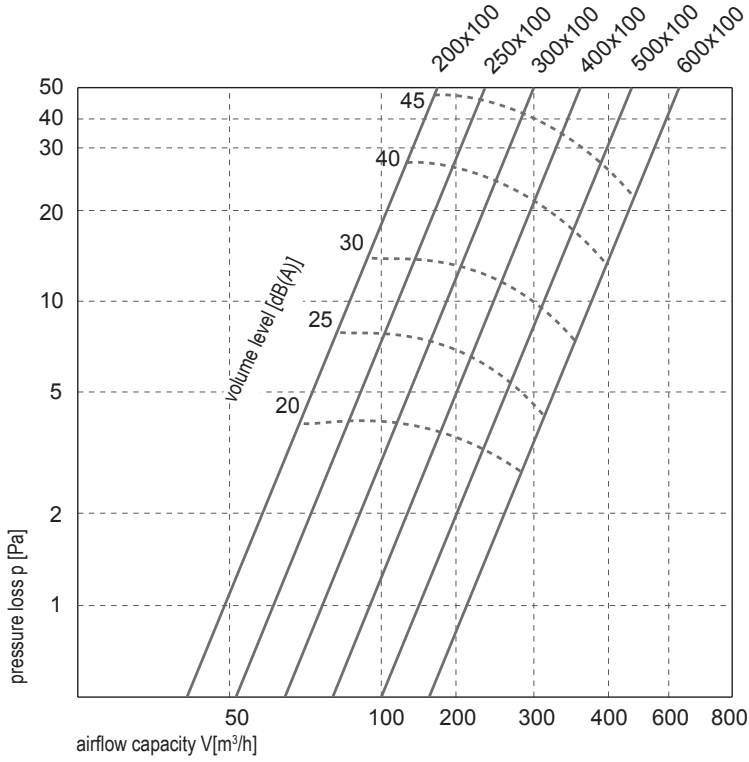
	19	20	21	22	23	24	25	26	27	28	29	30	31	32	33	34	35	36
A [mm]	150	175	200	250	300	350	450	550	650	150	175	200	250	300	350	450	550	650
B [mm]	200									250								
G [mm]	100	125	150	200	250	300	400	500	600	100	125	150	200	250	300	400	500	600
H [mm]	150									200								
n	2						4			2						4		

	37	38	39	40	41	42	43	44	45	46	47	48	49	50	51	52	53	54
A [mm]	150	175	200	250	300	350	450	550	650	150	175	200	250	300	350	450	550	650
B [mm]	300									350								
G [mm]	100	125	150	200	250	300	400	500	600	100	125	150	200	250	300	400	500	600
H [mm]	250									300								
n	2						4			2						4		

	55	56	57	58	59	60	61	62	63
A [mm]	150	175	200	250	300	350	450	550	650
B [mm]	450								
G [mm]	100	125	150	200	250	300	400	500	600
H [mm]	400								
n	2						4		

A – overall air grate width  
 B – overall air grate height  
 G – installation hole width  
 H – installation hole height  
 n – number of installation holes

**FEATURES**



# 1.5 KWBP

## air grates with perforated sheet

1

### FEATURES

